


# 24 Mexican Architects

FOR THE 21<sup>ST</sup>  
CENTURY

Guillermo Pérez M.



COEDI MEX





# Bristol Myers Squibb Corporate Headquarters

Mexico City 2000

## Jaime Varon Abraham Metta

**Architects**  
Migdal Arquitectos, SC  
Jaime Varon  
Abraham Metta

**Collaboration**  
Benjamin Torres  
Guillermo Olvera  
Ileana Martínez  
Ricardo Balderas

**BMS coordination**  
Sergio González  
Oscar Murillo

**Structure**  
Impulsora Tlaxcalteca de Industrias, SA (ITISA)  
AG Ingenieros Civiles, SC

**Electro-mechanical installations  
and air conditioning**  
AKF México, S de RL de CV

**General contractor**  
Grupo de Ingenieros Civiles, SA (GRUMICSA)

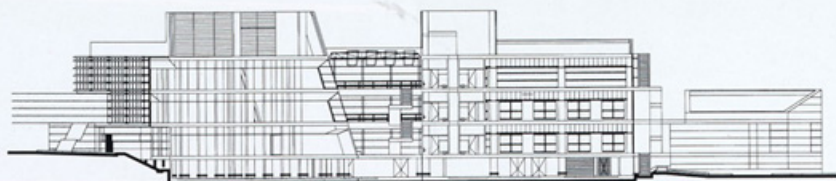
**Automation and control**  
High Tech Services, SA de CV

**Aluminum and glass**  
Vitrocanceles, SA

**Precasting**  
PRETECSA

**Photography**  
Alberto Moreno Guzmán  
Paul Czitrom Baus  
Héctor Velasco Facio







The BMS corporate headquarters are located in the South of Mexico City, with major access roads around it such as Avenida Revolución and the Periférico highway.

The building will house the headquarters of Grupo Bristol Myers Squibb in Mexico.

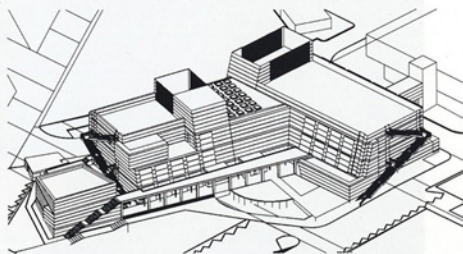
The headquarters are located on a 30,000 sq. meter terrain. At present, they house one of Bristol Myers Squibb production plants as well as an office building. Since they were built back in the fifties, they no longer function for the group because the space and installation capacity have already been exceeded.

The project was the result of the space of the buildings located in the plant: the existing office building, the new production building, and the aforementioned limitation of the streets forming the corner of Antonio Caso and Avenida Revolución helped to structure a set

of blocks with diverse functions.

The corporate offices are stratified on several levels. The latter are divided according to their function: a service basement, where some machine rooms and parking are housed; a public lower floor, which houses the access lobby; the dining hall and auditorium, which connect by means of a portico. The next two levels are for offices, which are divided into two blocs functioning as two nodes, linked by means of a connector element which is the access lobby on the lower floor. On the next two levels are interior bridges which, besides being meeting points, emphasize the public nature of the lobby.

The buildings are sloping prisms that decompose, sectioning them and adding elements to them such as the façades. Wherever, because of their orientation, light hits, there are insulating control



louvers. Volumes are massive, to which glass skin is added, contrasting with their exterior: the massiveness of the walls against the transparency of the empty spaces, the orangish color of the prefabricated elements against the green of the glass, the textures of the massive elements against the glass areas. The entire building is modulated in feet on floor plans and on the master plan, which facilitated its modular construction.

Stairways are elements forming part of the design both of the façades as well as of the interiors. On the outside, the emergency stairs are elements that unfold and are added to the building. On the inside, the cantilevered stairway within the closed space of the access lobby, together with the bridges, form part of the interior decoration.

Inside, the 9 x 9 meter clearings permit a great deal of flexibility in

accommodating the offices. They can be open and/or closed. Distributions are live organisms whose arrangement the client can change according to his needs, thereby giving the building more time of use.

Insofar as its construction process is concerned, the headquarters is a modular building facilitating the industrialization of its execution. Beams and columns are prefabricated-concrete structures, which were mounted on-site just like the Spancrete slabs, the colored prefabricated-concrete walls and the glass, that is, everything was put together and, with this, they managed to keep office-building personnel working without having to move out. The installation platform has everything it needs to automate and control the different activities, converting the building into a modern corporate headquarters for Grupo Bristol Myers Squibb.





# Millenia Residencial

Mexico City 1999

Abraham Metta  
Jaime Varon  
Alex Metta

Architects  
Migdal Arquitectos, SC  
Abraham Metta Cohen  
Jaime Varon Shirino  
Alex Metta Cohen

Collaboration  
Benjamin Torres  
Guillermo Olvera

Structure  
Postensa

Electro-mechanical installations  
INTERBRAX, SA de CV

Elevators  
Mitsubishi  
Melco de México, SA de CV

Photography  
Paul Czitrom Baus





The Millenia Residencial development is located in one of the most exclusive neighborhoods of the metropolitan area.

The project consists of two 15-story condominium towers. It has two parking basements and a floor functioning as a union and distribution link housing common entertainment and rest areas.

Millenia Residencial is located West of Mexico City in the Hacienda de las Palmas, Huixquilucan, State of Mexico, an area that is currently being fully developed. Buildings are located on the upper part of the terrain, thereby achieving a view of Mexico City.

Apartments have a total area of 160 sq. meters. Their distribution is symmetrical, separated by the vertical-circulation area, such as the service stairs and elevators coming from the basement and servicing all levels.

It was decided that the project was to consist of two bodies, so as to make the apartments as private as possible. The design of each of them was conceived from the inside out, considering the most flexible distribution of spaces and capturing the exterior landscape from the whole toward the interior spaces. The towers are situated on the upper part of a terrain located on high ground with considerable differences in level. This leaves almost 5,000 sq. meters for green areas in the lower part.

The project is stratified into two parking basements with 150

spaces. The lower floor acts as a unifying lobby between both buildings. On this floor on the tower "A" side, there is the party room, gym, bathrooms, changing rooms, covered pool, service area, as well as a terrace functioning as a sun deck.

The two apartments are located in tower "B", creating, with these differences, a shift in façades, breaking up their symmetry.

The towers are prismatic bodies reflecting what happens in its interior. Service spaces are grouped in closed areas and with the necessary controlled perforations toward the façade. Public areas are glass enclosed, creating transparencies, and private areas are inside a closed prism. Therefore, the façades mold their silhouette, combining blue-glass walls that permit panoramic views with solid walls that prevent peering inside.

The apartment design is versatile, since there are three or more alternatives of distribution according to user needs.

Structurally, the buildings are resolved based on columns, beams and post-tensed concrete slabs. From the basements up to the top level, this permits large clearings that permit perimetral columns. This eliminates intermediate columns, creating greater freedom of spaces. Dividing walls are made based on a *sac mat* construction system, consisting of concrete-filled panels.





